



# MARCH PLANT-BASED RECIPE PACK

*Discover 15 easy, healthy and tasty recipes, including breakfast, lunch, dinner, treat and smoothie options.*

[www.LLLFit.com](http://www.LLLFit.com)



# TABLE OF CONTENTS

1 TROPICAL GREEN HURRICANE

2 APPLE PIE OATS

3 BLACK FOREST CAKE  
PROTEIN SMOOTHIE

4 OVERNIGHT VANILLA  
BLUEBERRY PROTEIN OATS

5 OVERNIGHT CINNAMON  
BLUEBERRY CHIA PUDDING

6 WARM KALE SALAD WITH A  
CREAMY TAHINI DRESSING

7 CHICKPEA "TUNA" SANDWICH

8 VEGAN WHITE BEAN TUSCAN SOUP

9 VEGGIE DETOX WRAPS

10 CHICKPEA LETTUCE TACOS

11 SANTA FE BEAN SALAD

12 ITALIAN STUFFED  
PORTABELLA MUSHROOM

13 VEGETABLE KITCHARI









14 PEANUT BUTTER PROTEIN BITES

15 RAW TRAIL MIX



## RECIPE KEY

Look for these helpful icons throughout the file.

-  Gluten Free
-  Dairy Free
-  Low Carb (under 20g serving)
-  Meal Prep/Freezer Friendly
-  High Protein (over 20g per serving)
-  Vegetarian
-  Quick (under 30 mins)
-  Contains Nuts

# SAMPLE WEEKLY MEAL PLANNER

## MONDAY

### BREAKFAST

Apple Pie  
Oats

### LUNCH

Warm Kale Salad  
with a Creamy  
Tahini Dressing

### SNACK

E.g. Tropical Green  
Hurricane,  
Peanut Butter Protein  
Bites, Raw Trail Mix

### DINNER

Chickpea  
Lettuce Tacos

## TUESDAY

### BREAKFAST

Overnight Vanilla  
Blueberry Protein  
Oats

### LUNCH

Warm Kale Salad  
with a Creamy  
Tahini Dressing

### SNACK

E.g. Tropical Green  
Hurricane,  
Peanut Butter Protein  
Bites, Raw Trail Mix

### DINNER

Chickpea  
Lettuce Tacos

## WEDNESDAY

### BREAKFAST

Overnight Vanilla  
Blueberry Protein  
Oats

### LUNCH

Chickpea  
"Tuna"  
Sandwich

### SNACK

E.g. Tropical Green  
Hurricane,  
Peanut Butter Protein  
Bites, Raw Trail Mix

### DINNER

Santa Fe  
Bean Salad

## THURSDAY

### BREAKFAST

Overnight  
Cinnamon  
Blueberry Chia  
Pudding

### LUNCH

Chickpea  
"Tuna"  
Sandwich

### SNACK

E.g. Tropical Green  
Hurricane,  
Peanut Butter Protein  
Bites, Raw Trail Mix

### DINNER

Italian Stuffed  
Portabella  
Mushroom

## FRIDAY

### BREAKFAST

Overnight  
Cinnamon  
Blueberry Chia  
Pudding

### LUNCH

Vegan White  
Bean Tuscan  
Soup

### SNACK

E.g. Tropical Green  
Hurricane,  
Peanut Butter Protein  
Bites, Raw Trail Mix

### DINNER

Italian Stuffed  
Portabella  
Mushroom

## SATURDAY

### BREAKFAST

Black Forest  
Cake Protein  
Smoothie

### LUNCH

Veggie Detox  
Wraps

### SNACK

E.g. Tropical Green  
Hurricane,  
Peanut Butter Protein  
Bites, Raw Trail Mix

### DINNER

Meal Out – Enjoy!

## SUNDAY

### BREAKFAST

Apple Pie  
Oats

### LUNCH

Veggie Detox  
Wraps

### SNACK

E.g. Tropical Green  
Hurricane,  
Peanut Butter Protein  
Bites, Raw Trail Mix

### DINNER

Vegetable  
Kitchari

# WEEKLY SHOPPING LIST



## FRUITS & VEGETABLES

### Fruits

- 3x apples
- 2x large navel oranges
- 4x lemons
- 4x limes
- 1 mango
- 1 avocado

### Vegetables

- 1 large bunch of kale (10 large leaves)
- 1 handful spinach
- 3x celery stalks
- 1 green onion stalk or bunch (spring onions)
- 3x medium yellow cooking onions
- 6x medium carrots
- 2x yellow potatoes (yukon gold)
- 1 red bell pepper
- 1 yellow bell pepper
- 4x large Portabella mushrooms
- 2x small head of cauliflower or one extra large
- small head of butter or Romaine lettuce
- 2x Romaine hearts or small package of mixed greens
- 10 baby bok choy
- 1 small red onion
- 1 cucumber

### Frozen

- frozen pineapple chunks
- frozen mango chunks
- frozen blueberries
- frozen banana
- frozen cherries

## NON-DAIRY, CANS & CONDIMENTS

### Non-Dairy

- 1 carton soy milk or other plant-based milk
- 350 grams extra firm tofu
- 175 grams smoked tofu or tempeh

### Cans and Condiments

- 19 oz. (540g) can of cannellini beans
- 2x 19 oz. (540g) can of chickpeas
- 1 small jar Tahini paste
- small bottle soy sauce
- small bottle apple cider vinegar
- vegan mayo
- mustard
- natural peanut butter
- white wine vinegar
- 1 small jar sun dried tomatoes in oil
- store-bought salsa
- sweet chili sauce (optional)
- \_\_\_\_\_
- \_\_\_\_\_
- \_\_\_\_\_
- \_\_\_\_\_
- \_\_\_\_\_
- \_\_\_\_\_
- \_\_\_\_\_
- \_\_\_\_\_
- \_\_\_\_\_
- \_\_\_\_\_

## SEEDS, HERBS & SPICES

### Grains and Seeds

- small bag hemp seeds
- Basmati rice
- Mung Dahl beans or red split lentils
- dried quinoa
- red split lentils
- pumpkin seeds
- chia seeds

### Fresh Herbs and Spices

- small bunch parsley
- small bunch dill (optional)
- small bunch coriander
- small bunch basil leaves
- small piece ginger root
- 1 large bulb garlic
- ground cinnamon
- cinnamon stick
- ground allspice
- dried basil
- dried oregano
- dried thyme
- chili powder
- ground cumin
- cardamom pods
- ground turmeric
- cumin seeds
- salt
- pepper
- \_\_\_\_\_

## BAKING GOODS & MISC

### Oils

- olive oil
- coconut oil

### Sweeteners

- stevia extract
- agave syrup
- maple syrup

### Baking Goods

- quick rolled oats
- vanilla extract
- cocoa powder
- whole grain sprouted bread
- nutritional yeast (small bag)

### Other

- plant-based vanilla protein
- plant-based chocolate protein
- vegan vegetable stock cubes
- peanut dressing (optional)
- chopped roasted peanuts
- raw cashews
- raw walnuts
- dried mango
- coconut flakes
- rice wraps
- taco seasoning mix
- dried cranberries
- \_\_\_\_\_
- \_\_\_\_\_
- \_\_\_\_\_

# TROPICAL GREEN HURRICANE



# TROPICAL GREEN HURRICANE



Serves: 2  
Prep: 5 mins  
Cook: 0 mins



Nutrition per  
serving:  
328 kcal  
11g Fats  
54g Carbs  
10g Protein



07654367

## WHAT YOU NEED

- 1 large navel orange
- 1 cup (165g) frozen mangoes
- 1 cup (210g) frozen pineapple
- 1 cup (240ml) water
- 1 apple
- 1 large kale leaf
- 4 tbsp. hemp seeds

## WHAT YOU NEED TO DO

*Peel the orange. Place all the ingredients into a high powered blender and blend until smooth. Pour into two large glasses and serve immediately.*



**APPLE PIE OATS**

# APPLE PIE OATS



Serves: 2  
Prep: 2 mins  
Cook: 8 mins



Nutrition per  
serving:  
20g kcal  
3g Fats  
40g Carbs  
7g Protein



06853046

## WHAT YOU NEED

- 1 cup (80g) regular rolled oats
- 2 cups (480ml) water
- ¼ tsp. salt
- ¼ tsp. allspice
- ½ tsp. ground cinnamon
- 10 drops stevia
- 1 cup soy milk, or other plant-based milk

### Apple Topping:

- 2 apples
- ½ tsp. lemon juice
- ¼ tsp. allspice
- ½ tsp. ground cinnamon

## WHAT YOU NEED TO DO

Place the oats, water, salt, allspice, cinnamon and stevia into a medium saucepan with a lid. Bring the water to a boil, reduce the heat to a simmer and cook gently for approx. 8 minutes until the water is completely absorbed.

While the oats are cooking, make the apple topping. Start by chopping the apples into small pieces and add them into a frying pan along with the lemon juice, allspice and cinnamon. Cook for 3-5 minutes until the apples have softened slightly.

To assemble, spoon the cooked oats into two bowls, top with the apples and pour ½ cup of soy milk over each bowl of oats. Serve immediately.



# BLACK FOREST CAKE PROTEIN SMOOTHIE



# BLACK FOREST CAKE PROTEIN SMOOTHIE



Serves: 2  
Prep: 5 mins  
Cook: 0 mins



Nutrition per  
serving:  
240 kcal  
2g Fats  
49g Carbs  
15g Protein



05206575

## WHAT YOU NEED

- 1 ½ frozen bananas, sliced
- 2 cups (480ml) soy milk
- ½ cup (100g) vegan chocolate protein powder
- 1 cup (140g) frozen cherries
- 1 small handful spinach
- 2 tbsp. cocoa powder
- ¼ tsp. vanilla extract
- coconut cream (optional)

## WHAT YOU NEED TO DO

*Pour the soy milk into a blender and top with banana slices, protein powder, cherries, spinach, cocoa powder and vanilla extract.*

*Blend until smooth and pour into two large glasses. Top with a little coconut cream (optional) and serve immediately.*

### **Note:**

*Nutritional info uses unsweetened soy milk and unsweetened protein powder.*

# OVERNIGHT VANILLA BLUEBERRY PROTEIN OATS



# OVERNIGHT VANILLA BLUEBERRY PROTEIN OATS



Serves: 2  
Prep: 5 mins  
Cook: 0 mins



Nutrition per serving:  
274 kcal  
7g Fats  
42g Carbs  
13g Protein



01859379

## WHAT YOU NEED

- 2 tbsp. plant-based vanilla protein powder
- 1 cup (80g) quick rolled oats
- 1 tbsp. hemp seeds
- 1 ½ cups (360ml) soy milk or plant milk of choice
- ½ cup (95g) frozen blueberries
- ¼ tsp. vanilla extract
- 2 tsp. agave syrup or sweetener of choice

## WHAT YOU NEED TO DO

*Take two jars or containers with lids. Pour in oats, vegan protein powder, hemp seeds, vanilla extract, agave syrup and plant-based milk in equal amounts into each jar.*

*Shake the ingredients in the jar well to combine. Top with frozen blueberries. Place into the fridge overnight.*

*An ideal grab and go breakfast in the morning.*

### **Note:**

*Nutritional info uses agave syrup and unsweetened pea protein.*





# **OVERNIGHT CINNAMON BLUEBERRY CHIA PUDDING**

# OVERNIGHT CINNAMON BLUEBERRY CHIA PUDDING



Serves: 2  
Prep: 5 mins  
Cook: 0 mins



Nutrition per serving:  
220 kcal  
9g Fats  
30g Carbs  
8g Protein



02359306

## WHAT YOU NEED

- 1 cup (190g) frozen blueberries
- 1 ½ cups (360ml) soy milk or other plant-based milk
- ¼ cup + 1 ½ tbsp. (50g) chia seeds
- 1 tbsp. maple syrup or agave syrup
- ½ tsp. ground cinnamon
- 1 tbsp. plant vanilla protein powder
- fresh fruit/berries (optional - not included in nutritional calculations)

## WHAT YOU NEED TO DO

*Blend the frozen blueberries, protein powder, plant-based milk, and maple syrup in a blender until smooth.*

*Pour the chia seeds into a medium-sized bowl. Cover with the blueberry smoothie mixture and mix together thoroughly with a whisk. Place into the fridge for 5 minutes, then take out and whisk again until all the chia seed clumps have broken up.*

*Leave the pudding in the fridge overnight. In the morning, remove the pudding from the fridge and if desired, top with berries or other fruit of choice.*

### **Note:**

*Nutritional info uses agave syrup and unsweetened pea protein.*



**WARM KALE SALAD  
WITH A CREAMY  
TAHINI DRESSING**



# WARM KALE SALAD WITH A CREAMY TAHINI DRESSING



Serves: 3  
Prep: 10 mins  
Cook: 15 mins



Nutrition per serving:  
414 kcal  
16g Fats  
57g Carbs  
17g Protein



05411399

## WHAT YOU NEED

- ½ cup (90g) dried quinoa
- ¼ cup (45g) split red lentils
- 1 ½ (360ml) cups water
- 4 large kale leaves
- ¼ cup (37g) dried cranberries
- 3 tbsp. pumpkin seeds
- 1 navel orange
- salt and pepper

### Dressing:

- 4 tbsp. tahini paste
- 2 cloves garlic
- 1 lemon, juiced
- ½ tsp. soy sauce
- 1 tsp. maple syrup
- 3 tbsp. water
- 1 tbsp. apple cider vinegar

## WHAT YOU NEED TO DO

Place the lentils and quinoa into a saucepan with the water and a large pinch of salt and pepper. Bring to the boil, then turn down the heat and reduce to a simmer. Cover the pan with a lid and let the quinoa and lentils simmer gently for 15 minutes.

Make your dressing by whisking tahini, lemon juice, soy sauce, maple syrup, minced garlic, apple cider vinegar, and water in a small bowl. Set aside.

Rinse the kale leaves and remove and discard the stems. Chop the kale, remove the skin from the orange and chop, and grate the carrots. Place into a large bowl and top with pumpkin seeds and dried cranberries.

Once the quinoa has cooked, drain of any excess water with a sieve and pour the quinoa into the large bowl with kale. Pour over the dressing and mix all ingredients to combine.

### Note:

- You can omit cranberries and or oranges to reduce carbs.
- To save preparation time, omit the dressing and buy store-bought tahini dressing.







**CHICKPEA "TUNA"  
SANDWICH**

# CHICKPEA "TUNA" SANDWICH



Serves: 2  
Prep: 8 mins  
Cook: 0 mins



Nutrition per serving:  
430 kcal  
13g Fats  
51g Carbs  
19g Protein



04593140

## WHAT YOU NEED

- 1 ½ cups (250g) chickpeas (drained from can)
- 1 celery stalk
- 1 green onion stalk (spring onion)
- 2 tbsp. vegan mayo
- ½ tbsp. freshly squeezed lemon juice (½ lemon)
- ¼ cup (15g) parsley or dill
- ½ tsp. mustard
- 4 slices sprouted whole grain bread
- 1 cup mixed greens or 2 large leaves of lettuce

## WHAT YOU NEED TO DO

*Drain the chickpeas and place them into a bowl. Mash the chickpeas with a potato masher, leaving some chunks of chickpea in the mix.*

*Now chop the celery, green onion stalk, parsley or dill into tiny pieces. Place the chopped celery, green onion stalk, mayo, lemon juice, parsley or dill, and mustard into the chickpea bowl. Mix well to combine.*

*Spread the chickpea mixture onto the bread and top with lettuce and your other favorite sandwich toppings.*

### **Note:**

*To reduce carbs, serve chickpea mixture in lettuce wraps.*

# VEGAN WHITE BEAN TUSCAN SOUP



# VEGAN WHITE BEAN TUSCAN SOUP



Serves: 2  
Prep: 10 mins  
Cook: 20 mins



Nutrition per  
serving:  
220 kcal  
9g Fats  
30g Carbs  
8g Protein



04599456

## WHAT YOU NEED

- 1 medium yellow cooking onion
- 2 medium carrots
- 2 large stalks celery
- 2 small yellow potatoes (yukon gold)
- 19 oz. (540g) can of cannellini beans
- 4 cups (1l) vegetable stock
- 2 cups (480ml) water
- 1 tbsp. olive oil
- 4 cloves garlic
- 1 tsp. dried basil
- 1 tsp. dried oregano
- 1 tsp. dried thyme
- 2 large kale leaves
- $\frac{3}{4}$  tsp. salt
- 1 lemon (optional)
- parsley for garnish (optional)

## WHAT YOU NEED TO DO

*Chop the onion, carrots, celery, and potatoes into small pieces, set aside. Drain and rinse your cannellini beans, set aside. Mince your 4 cloves of garlic, set aside.*

*Place a large saucepan on the stove and pour in the olive oil. Heat the oil on a medium low heat and add in your onions, carrots, celery and potatoes. Cook for 3 minutes.*

*Now add in your garlic, basil, oregano, thyme and salt and cook for a further minute. Pour in your vegetable stock, cannellini beans and water and bring to the boil. Reduce the heat to a simmer and let the soup simmer gently for 15 minutes.*

*De-stem the kale, discarding the stems and chop up the leaves, add the kale leaves to the soup and stir. Simmer gently for a further 5 minutes. Serve the soup with some freshly squeezed lemon juice and fresh parsley.*

### **Note:**

*To reduce carbs, leave the potatoes out of the soup.*



**VEGGIE DETOX  
WRAPS**

# VEGGIE DETOX WRAPS



Serves: 2  
Prep: 15 mins  
Cook: 0 mins



Nutrition per serving:  
300 kcal  
6g Fats  
43g Carbs  
12g Protein



myfitnesspal  
04991922

## WHAT YOU NEED

- 1 large carrot
- ½ medium cucumber
- 1 mango
- 10 leaves of lettuce of choice
- 1 tbsp. sesame seeds (optional)
- 6 oz. (175g) marinated smoked tofu or tempeh (optional)
- 4 rice wraps

### Homemade dipping sauce:

- 1 lime
- 1 tsp. agave syrup

## WHAT YOU NEED TO DO

*Peel and slice the carrots, cucumber and mango into long thin matchsticks. Chop the tofu into small cubes. Wash and dry the lettuce.*

*Hydrate the rice wraps one at a time in lukewarm water. After hydrating, fill each wrap with ¼ amount of vegetables and tofu near the edge of the wrap. Roll the first wrap up by folding the sides over your ingredients and rolling it up like a burrito. Set aside and repeat this process for the next 3 wraps.*

*If it is too hard to roll. Take out some of the ingredients. If your rice wrap keeps ripping, it is too wet and over hydrated.*

*Once all the wraps are wrapped up, sprinkle with the sesame seeds.*

*To make the dipping sauce, juice one lime and add 1 teaspoon of agave syrup and stir to combine. Serve the sauce with the wraps.*

### Note:

*In a place of the homemade dipping sauce, you can substitute ¼ cup of store-bought sweet chili sauce or a peanut dressing.*

A top-down photograph of three chickpea lettuce tacos on a white plate. The tacos are filled with chickpeas, cauliflower, bell peppers, onions, and avocado. The plate is on a white tablecloth with a black hexagonal pattern. In the background, there are bowls of fresh lettuce, a bowl of sliced lemons, and a bowl of the taco filling.

# CHICKPEA LETTUCE TACOS

# CHICKPEA LETTUCE TACOS



Serves: 4  
Prep: 10 mins  
Cook: 18 mins



Nutrition per  
serving:  
264 kcal  
13g Fats  
32g Carbs  
9g Protein



08237620

## WHAT YOU NEED

- 1 medium yellow onion, chopped
- 1 small red bell pepper, sliced
- 1 small yellow bell pepper, sliced
- 1 small head of cauliflower or ½ large
- 1x 19 oz. (540g) can of chickpeas
- 1x 1 oz. (35g) pack of taco seasoning of choice
- 1 tbsp. olive oil
- 16 Romaine or butter lettuce leaves
- 1 avocado
- 1 lime
- 7 oz. (200g) tub salsa

## WHAT YOU NEED TO DO

*Preheat the oven to 400°F (200°C). Line two baking sheets with baking parchment.*

*Remove the stem from the cauliflower and cut the cauliflower head into small bite sized pieces.*

*Place the cauliflower, bell peppers, onion, drained and rinsed chickpeas into a large bowl. Drizzle with olive oil and sprinkle on the taco seasoning. Mix well to combine and pour onto the two lined baking sheets.*

*Place the trays into the oven and bake for 18 minutes, until the cauliflower edges start to brown a little.*

*While the cauliflower is cooking, chop and peel the avocado, squeeze ½ the lime juice over the top to keep it from browning. Break off leaves from the head of lettuce, wash and place into a bowl.*

*Remove the cauliflower taco filling from the oven. Arrange equally on the lettuce leaves and garnish with the avocado and store-bought salsa. Serve immediately.*

### Note:

*Nutritional info is without salsa.*





**SANTA FE  
BEAN SALAD**


# SANTA FE BEAN SALAD



Serves: 4  
Prep: 10 mins  
Cook: 0 mins



Nutrition per  
serving:  
332 kcal  
15g Fats  
42g Carbs  
11g Protein



05174326

## WHAT YOU NEED

- 2 Romaine hearts
- 1 cup (170g) can chickpeas
- 1 cup (170g) can black beans
- 1 cup (250g) can sweetcorn
- 1 small red onion, chopped
- 1 handful coriander, chopped

### Salad Dressing:

- 2 tbsp. peanut butter
- 2 limes, juiced
- 2 tbsp. white wine vinegar
- 2 tbsp. olive oil
- ½ tsp. cumin powder
- ½ tsp. chili powder
- 2 tsp. agave syrup
- 2 tbsp. fresh chopped coriander

## WHAT YOU NEED TO DO

*Place the onion, lettuce and coriander into a large salad bowl.*

*Drain and rinse the chickpeas, sweetcorn, and black beans under cold water. Add them into the large salad bowl.*

*Make the salad dressing by pouring the olive oil, lime juice, white wine vinegar, peanut butter, chili powder, cumin, agave syrup, and fresh cilantro into a blender or food processor. Blend until smooth.*

*Pour the salad dressing over the bean and chickpea salad in the large bowl. Mix well to combine and serve immediately.*

### Note:

- You can replace dressing with a store-bought Mexican or Moroccan spiced dressing to save time and reduce ingredients.
- Nutritional info is without dipping sauce or sesame seeds.

# ITALIAN STUFFED PORTABELLA MUSHROOM



# ITALIAN STUFFED PORTABELLA MUSHROOM



Serves: 4  
Prep: 10 mins  
Cook: 20 mins



Nutrition per serving:  
252 kcal  
8g Fats  
27g Carbs  
24g Protein



00490955

## WHAT YOU NEED

- 4 large portabella mushrooms
- 12 oz. (350g) extra firm tofu
- 1 cup (54g) sun dried tomatoes in oil
- ½ cup (25g) packed fresh basil leaves
- ¼ cup (13g) packed fresh parsley
- 2 cloves garlic, minced
- 2 tbsp. nutritional yeast
- ½ lemon
- salt and pepper to taste
- 8 cups mixed salad leaves

## WHAT YOU NEED TO DO

*Preheat the oven to 350°F (180°C). Line a baking sheet with baking parchment.*

*Wash and remove the stems from the portabella mushroom. Place the 4 mushrooms onto the baking sheet.*

*Drain the sun dried tomatoes and place them into a food processor along with the basil, parsley, garlic, nutritional yeast, lemon juice, salt and pepper. Pulse until the tomatoes form a chunky paste. Chop the tofu into large cubes and add into the food processor. Pulse again until the mixture resembles large bread crumbs.*

*Scoop the filling evenly onto the 4 portabella mushroom caps. Place the baking sheet in the oven and bake for 18-20 minutes, until the mushrooms are soft and the filling is heated through.*

*While the mushrooms are baking, make a side salad with 8 cups of mixed salad leaves and your favorite toppings.*



# VEGETABLE KITCHARI

# VEGETABLE KITCHARI



Serves: 4  
Prep: 10 mins  
Cook: 20 mins



Nutrition per serving:  
399 kcal  
16g Fats  
58g Carbs  
11g Protein



myfitnesspal

02029906

## WHAT YOU NEED

- 1 cup (200g) uncooked Basmati or rice of choice
- ½ cup (95g) split mung Dahl beans (or substitute with split red lentils)
- 5 cups (1.2l) water
- 2 tbsp. coconut oil
- 3 cardamom pods
- ¼ tsp. ground turmeric
- 1 tsp. salt
- ½ small cinnamon stick
- ½ tbsp. freshly grated ginger
- 1 tsp. cumin seeds
- 1 small onion, diced
- 10 baby bok choy, cut in half
- 2 large carrots
- ½ head cauliflower
- pinch of black pepper
- 1 lime (optional)

## WHAT YOU NEED TO DO

*Rinse the rice and the mung beans in a strainer.*

*Chop the carrots into large sized pieces. Cut the cauliflower in half, remove and discard the stem, and cut up the head into florets.*

*In a large pan, heat the coconut oil over a low heat. Melt the coconut oil and add in the cardamom pods, ginger, cinnamon stick, cumin seeds and onion. Sauté gently for 2 minutes. Now add in the chopped carrots and cauliflower, water, salt, ground turmeric, and a pinch of ground pepper. Bring to the boil and reduce heat to simmer. Set a timer for 10 minutes.*

*After 10 minutes, add in your bok choy, set the timer and cook for a further 14 minutes.*

*Once cooked serve the mixture into 4 bowls, top with cilantro and squeeze of lime (optional).*

### Note:

- You can use whatever vegetables that you happen to have in your fridge.
- To reduce calories and fat you can use 1 tablespoon of coconut oil instead of two.



**PEANUT BUTTER  
PROTEIN BITES**

# PEANUT BUTTER PROTEIN BITES



Serves: 14  
Prep: 15 mins  
Cook: 0 mins



Nutrition per serving:  
156 kcal  
10g Fats  
9g Carbs  
9g Protein



58922764

## WHAT YOU NEED

- 1 cup (240g) natural peanut butter (without sugar)
- 1 cup (200g) vegan vanilla protein powder of choice
- ¼ cup + 2 tbsp. (100g) agave syrup
- ¼ cup (40g) chopped roasted peanuts
- ¼ tsp. vanilla extract
- 2 tbsp. soy milk or other plant-based milk of choice

## WHAT YOU NEED TO DO

*Spoon the peanut butter, vegan protein powder, agave syrup, vanilla extract, and plant-based milk into a food processor. Blend until well combined. Now, add in the chopped peanuts and pulse a few more times.*

*Add more peanut butter or coconut oil if the mixture is too crumbly. The mixture should hold together to form into balls.*

*Take one heaped tablespoon of the mixture and form into a ball. Repeat this process until you have 14-15 balls. Top each ball with a peanut.*

*Place in an airtight container and store in the fridge.*







**RAW TRAIL MIX**

# RAW TRAIL MIX



Serves: 7  
Prep: 4 mins  
Cook: 0 mins



Nutrition per  
serving:  
217 kcal  
15g Fats  
17g Carbs  
4g Protein



64049944

## WHAT YOU NEED

- 1 cup (150g) raw cashews
- 1/3 cup (24g) raw coconut flakes
- 1/3 cup (45g) dried cranberries
- 1/3 cup (50g) raw walnuts
- 1/3 cup (45g) dried mango

## WHAT YOU NEED TO DO

*Place all the ingredients into an airtight container and give a good stir to combine. Take out a small handful for a quick snack.*

### **Note:**

*To reduce carbs, eliminate the dried mango and replace with pumpkin seeds to increase protein.*

